

TILED ROOF SYSTEM



TILED ROOF SOLUTIONS



SAVE TIME

- ▶ **Quicker & easier installation**
Easy and quick installation in just 2 days.
- ▶ **Quotes & amends in under an hour**
We aim to get quotes and amends back to you within the hour.
- ▶ **Flexible lead times to suit you**
Tell us when you need it and it will be there. Average delivery time of under 5 days.



SAVE HASSLE

- ▶ **On-site support for peace of mind**
Our qualified engineers can assist with surveys and on-site installation training.
- ▶ **Leading technical support**
A dedicated support network to assist you throughout the process.
- ▶ **Roofs delivered on time in full**
Last year over 99% of our roofs were delivered on time in full to our customers.

The sustainable choice

Our market-leading warm roof solid tiled solution is now also the sustainable choice. Paired with our precision manufactured recycled polymer tile system with excellent green credentials you have a solution with reduced environmental impact. The lightweight composition and interlocking fixing system means it's quicker and easier to install too.

Ventilated roof

Aluminium rafters in the lightweight roof have been separated from the 12mm OSB timber deck to increase the air gap, providing a clean flow of air through the roof system. The enhanced ventilation of our system allows the roof to breathe adequately reducing the risk of any condensation.

Energy efficiency

New high performance styrene helps boost overall roof energy efficiency and thermal insulation to keep the room below comfortable enough to use at any time of the year.

Light up your world

The new soffit ring beam option allows for a traditional overhang soffit appearance to match homeowners' properties for a seamless integration. Furthermore, the additional soffit surface area provides the option to be specified with external downlighters. The lights can be installed as either a cool or warm white and can be specified with a twilight sensor, turning the lights on automatically as natural light fades.



GLAZED SOLUTIONS



Interior

LETS MORE NATURAL LIGHT IN

Innovation that opens up even more opportunity

Natural light is a welcome guest in every home. Our engineers have developed an innovative way for homeowners to invite the maximum light levels in. Our glazing panel takes the system to a whole new level in terms of size, strength, efficiency and illumination.

More light

Featuring large glazed areas of up to 1000mm wide providing up to 850mm widths of visible natural light for brighter, sunlit conservatories that give an impression of even more space.



Gable End with Composite Slate tiles



Gable Ended interior

Victorian Equinox interior with centre pivot roof window



TRANSFORM YOUR CUSTOMERS' UNDER-USED CONSERVATORIES INTO FUNCTIONAL LIVING SPACES – 24/7, 365 DAYS A YEAR

New design features, even more options and enhanced benefits creates a market-leading tiled roof system

While homeowners love the extra space and light that a conservatory brings, changing temperatures can make them uncomfortable to use – too hot in summer and too cold in the winter months.

With our new product, you can offer your customers the perfect solution. This market-leading tiled roof system means that you can add a valuable extra space to their home without the high cost of building an extension. There's rapid, no-hassle fitting too, making solid tiled roofs your natural choice.

Superb looks and outstanding energy efficiency too


As well as offering more fascia colour options than alternative tiled roof systems, ours allows your customers to choose between a realistic slate-effect or steel tile finishes. A selection of roof window or fully glazed panel options also means that customers can enjoy plenty of natural light in their new living space. It all adds up to a higher value sale for you.

Of course, customers also have one eye on their heating bills – so they demand excellent energy efficiency. Our solid tiled roofs have that covered, with an exceptional U-value of 0.15.

WHY CHOOSE TILED ROOFS?



Variable or fixed pitch options and a new soffit ring beam



Greater structural strength



Easy and quick installation in 2 days*



Better value than ever



Design-engineered for outstanding technical performance



U-value of 0.15



5° pitch for lean-to's



Assisted surveys & installations available

Straightforward and rapid installation for great results every time

You want to save money by minimising the time you spend on site. Your customers want the least disruption and inconvenience possible.

A range of innovative new features includes fewer components and pre-positioned ring beam nuts and bolts. Then there's SlateSkin – a unique sheet tile solution so that tiles don't need to be fitted individually – and all of that means faster installation. In fact, you can fit the whole roof in as little as 48 hours – saving up to a day compared to other systems. What's more, it's watertight the same day so can be safely left overnight.

Reduced environmental impact

When paired with our sustainable roof tile, Envirotile, we are able to reduce the environmental impact we create by having a tile that is made in the UK from 75% recycled content and is Greenspec endorsed.

Intelligent design for a wide range of roof options

Because our solid tiled roof offers variable pitches between 5-35°, you can gain more customers by offering a wider range of roof options – including lean-to's, previously unavailable to tiled roofs. We now also offer fixed pitch aluminium options for 15° & 25° making for a simpler roof, which will cater for over 60% of designs.

A reduced ring beam overhang means that there are no problems with conservatories on boundary lines – and no loss of strength. There are no load-bearing issues either, thanks to its internal roof support structure system making it compliant with Building Regulations Part A.

And now you can match existing homeowners' properties with our new soffit ring beam clad in our traditional foamboard roofline and guttering in a range of colours while providing the option to highlight the conservatory with our external grade downlighters.



BETTER VALUE THAN EVER

Advanced features deliver even better performance and higher quality

Featuring purpose-designed components including flush fitting rafters and a variable ring beam, our solid tiled roof brings your customers real confidence and peace of mind. They'll know that they have chosen a premium quality product. They'll certainly appreciate the great looks too, with a traditional plastered internal finish and a wide choice of colours across our four tile style options including the new eco-friendly Envirotile system, slate style tiles and standard steel tiles.

Outstanding versatility for a range of living spaces

It isn't just a great system for conservatory roofs. This versatile solution can also be used to transform flat roofs – whether on a new extension or an existing flat roof that's ready for a change. In fact, no job's too small. Even porches can benefit from a contemporary makeover.


A BETTER TILED ROOF SYSTEM



New soffit eaves allows external downlight option. Standard eaves allows more clearance for boundary issues.



Variable and fixed pitch wall plate assembly options offers flexibility



Box gutter assembly designed for easier installation, better looks and improved performance



Fully ventilated eaves system



Structural Support mullions capable of holding the full weight of the tiled roof system, where frames are not adequately reinforced

INSTALLATION

HAS NEVER BEEN SIMPLER

As one of the UK's market-leading manufacturers, we understand that to remain competitive installers need high-quality products which are designed for simple, fast and accurate fitting.

We know that if you can quickly and repeatedly complete jobs to a high standard, you will keep your costs down improve your profit margins and keep your customers happy. You'll also have fewer rectification call-outs once the job is finished.

Our solid tiled roofs boasts a host of advanced features to make installation faster and more straightforward than ever before. That means saved time and money for you – and minimal disruption for your customers. Here are just a few of the built-in benefits for installers:

Fewer components for faster fitting

All ring beam nuts and bolts are already positioned, so there's less preparation needed.

Better, more flexible components

Adjustable angles on the hip, valley and ridge add up to easier fitting, as well as making sure that tiles and ridges sit correctly for finishing. All rafters sit flush with any hips and valleys too, providing greater strength.

Get the job done – quickly

Equinox tiled roofs can be installed in just two days, and are watertight on day one, with a three-man installation team.



MULTI-LAYERED ROOF DESIGN

OFFERS SIGNIFICANT PERFORMANCE BENEFITS



Bringing technological innovations to the forefront of roof design, you can be sure that your customers will enjoy years of outstanding performance from their tiled roof.

Improved performance

Your customers can look forward to reduced noise and glare too, plus exceptional energy saving performance to help them save money on their heating bills.

FULL GLAZING PANEL & ROOF WINDOW OPTIONS NOW AVAILABLE



CHOICE OF TILES & COLOURS

Now includes Envirotile in a choice of four colours

MULTI-LAYERED ROOF DESIGN

0.15*

U-VALUE

A RANGE OF FIXED, VARIABLE & SOFFIT EAVES ALLOWING PITCHES FROM **5-35°**

VENTILATED EAVES ROOF SYSTEM

STYLE & COLOUR OPTIONS

Colours to frame the view

Like all our PVC-U products, our solid tiled roof is precisely colour-matched to all of our window, door and conservatory roof products, creating a co-ordinated, consistent look across any property.

10-year guarantee

Roofs are guaranteed for ten years*, so you can give your customers the assurance of a robust, well-designed, precision-made product that's built to last – manufactured by the UK's leading PVC-U specialist.


SlateSkin GRP sheet tiles offer a 25-year product guarantee*. Steel tiles offer a guarantee of 40-years* and composite slate tiles carry BBA certification and a guarantee of 40-years*.

Our new Envirotile lightweight sustainable tile comes with a 25-year guarantee* and is responsibly sourced and made from recyclable content.

FASCIA COLOURS



GUTTERING COLOURS



STEEL TILES

Offering a simple, attractive solution, our steel tiles are made from lightweight steel, available in a choice of colours.



COMPOSITE SLATE TILES


Made from a recyclable mix of limestone and polypropylene, composite tiles offer traditional looks without risk of shattering, fading, warping or cracking.



Smart sustainable roofing solutions that protect homes and the planet

ENVIROTILE SLATE

Recycled polymer lightweight roof tile with an interlocking system that makes your job easier.



SLATESKIN GRP SHEET TILES

The GRP sheet roof tile system that gives a traditional slate-effect in half the time



! For advice on cutting and grinding of SlateSkin please refer to www.hse.gov.uk/plastics/faqs.html

Please note: All our SlateSkin kits come with pre-cut ready to fit sheets.

*Provided the tiles and accessories are fitted correctly.

STYLES TO SUIT EVERY PROPERTY

SUITABLE FOR ALL CONSERVATORY ROOF TYPES



VICTORIAN



EDWARDIAN



GABLE-ENDED



LEAN-TO



P-SHAPED

PLUS!

also suitable for:

- ▶ Extensions
- ▶ Porches

ROOF WINDOWS



Optional pivot roof windows – available in manual and electric options – allow you to create bright and airy spaces, flooded with natural light. The Vega glazed solution allows even more natural light.

INTERNAL FINISHING



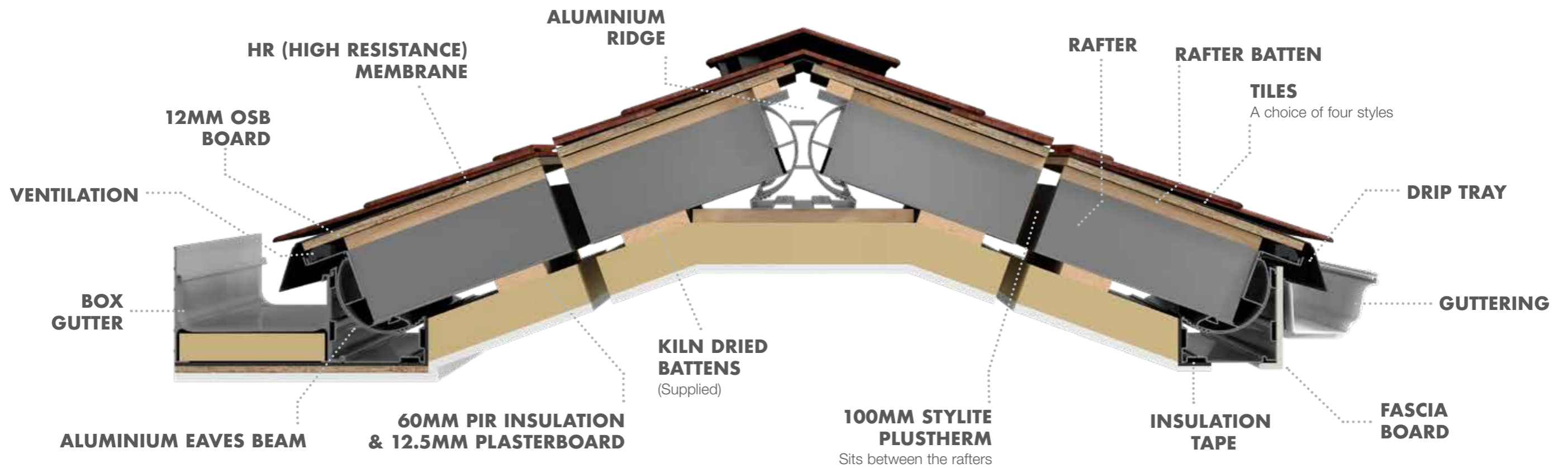
You could even incorporate surface mounted or fire rated downlighters when finishing the job internally for a premium finish. We can supply the correctly specified downlights with all roof kits.



Bespoke combination Equinox with Composite Slate tiles in Pewter Grey

TECHNICAL INFORMATION

ROOF CROSS-SECTION



COMPARISON CHART

BENEFIT	EUROCELL	OTHER ALUMINIUM SYSTEMS	CLADOVERS
ACHIEVABLE 0.15 U VALUE SUPPLIED AS STANDARD, NO MATTER WHERE INSTALLED IN GREAT BRITAIN	YES	NO	NO
SLATESKIN GRP SHEET TILE SYSTEM COMPATIBLE ALLOWING A PITCH AS LOW AS 5° (ON LEAN TO DESIGNS)	YES	NO	NO
SLATESKIN CUT TO SIZE FOR ALL ROOF KITS THAT CUTS TILING TIME DOWN BY UP TO 50%	YES	NO	NO
SOFFIT RING BEAM AND EAVES WHICH CAN BE SUPPLIED WITH VARIABLE CCT DOWNLIGHTERS	YES	SOME	SOME
FULLY VARIABLE PITCH SYSTEM CAPABLE OF HANDLING A RANGE BETWEEN 5° - 35° ON LEAN-TOS AND 15° - 35° ON RIDGED DESIGNS	YES	NO	NO
FIXED PITCH LEAN-TO'S AT 15° AND RIDGED DESIGNS AT 25° POSSIBLE TO REDUCE COST PRICES OF KITS.	YES	NO	NO
ON SITE ASSISTANCE ON BOTH SURVEYS AND INSTALLATIONS BY TECHNICAL ENGINEERS	YES	SOME	NO
MADE TO MEASURE ROOF KITS SUPPLIED OUT OF THE FACTORY WITH AN ACHIEVABLE 5 DAY LEAD TIME	YES	SOME	NO
SYSTEM DESIGNED FROM THE GROUND UP TO BE PURELY A SOLID ROOF, NOT A MIXTURE OF EXISTING PARTS	YES	SOME	NO
QUOTE TURNAROUND OF LESS THAN 1 HOUR	YES	NO	NO
FULL LENGTH GLASS PANEL OPTION POSSIBLE TO CREATE HYBRID GLASS AND TILED ROOFS	YES	SOME	NO
ALL INTERNAL INSULATION PRODUCTS SUPPLIED WITH ALL ROOF KITS TO GUARANTEE 0.15 U VALUE	YES	SOME	NO
WINDOW SUPPORT MULLIONS CAN BE SUPPLIED TO ENSURE THE SUPPORTING PVC-U FRAMES CAN WITHSTAND THE WEIGHT OF THE ROOF. GREAT FOR RETROFIT NEW ROOFS ONTO EXISTING FRAMES	YES	SOME	NO
4 x ROOF TILE OPTIONS AVAILABLE. (STEEL TILES, COMPOSITE SLATE, ENVIROTILE & SLATESKIN)	YES	NO	NO

SERVICE SUPPORT



SAVE TIME

- ▶ **Quicker & easier installation**
Easy and quick installation in just 2 days and watertight on day one.
- ▶ **Quotes & amends in under an hour**
We aim to get quotes and amends back to you in under an hour.
- ▶ **Flexible lead times to suit you**
Tell us when you need it and it will be there. Average delivery time of under 5 days.



SAVE HASSLE

- ▶ **On-site support for peace of mind**
Our Qualified Engineers can assist with surveys and on-site installation training.
- ▶ **Leading technical support**
A dedicated support network to assist you throughout the process.
- ▶ **Roofs delivered on time in full**
Last year over 99% of our roofs were delivered on time in full to our customers.



PCL Building Products Limited
Cemetery Works, Cemetery Road,
Radcliffe, Manchester, M26 4FT
t: 0161 300 4900
e: quotes@pclbuildingproducts.co.uk
w: www.pclbuildingproducts.co.uk